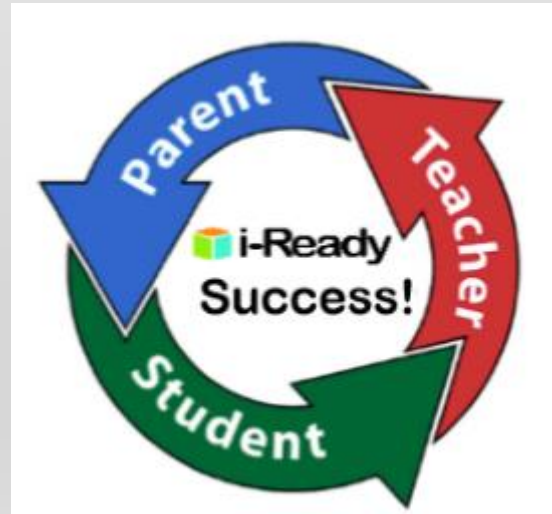




# A Family's Guide to i-Ready





A CommUNITY Partnership Toward Educational Excellence



Objective 5.1 We engage families as the most important partners in the education of our students. (District Strategic Plan)

## Family Engagement Matters...

- The word ***parent*** is used to refer to the adult(s) committed to work together with the school to support student growth and academic achievement. A child's education is a responsibility shared by both schools and families.
- When schools and families work together to support learning, children are more motivated to succeed-not just in school but throughout life. Family engagement DOES make a difference in a child's life.



# In this presentation, let's explore...

- i-Ready's adaptive Diagnostic Assessments
  - i-Ready Parent Report
  - i-Ready at home





# What *IS* an adaptive diagnostic assessment?



- Students are NOT EXPECTED to know every answer.
- It is different for every student.
- It is given 3 times each year: Fall, Winter, and Spring.
- It is taken on the computer.
- It is NOT A GRADE on the report card.



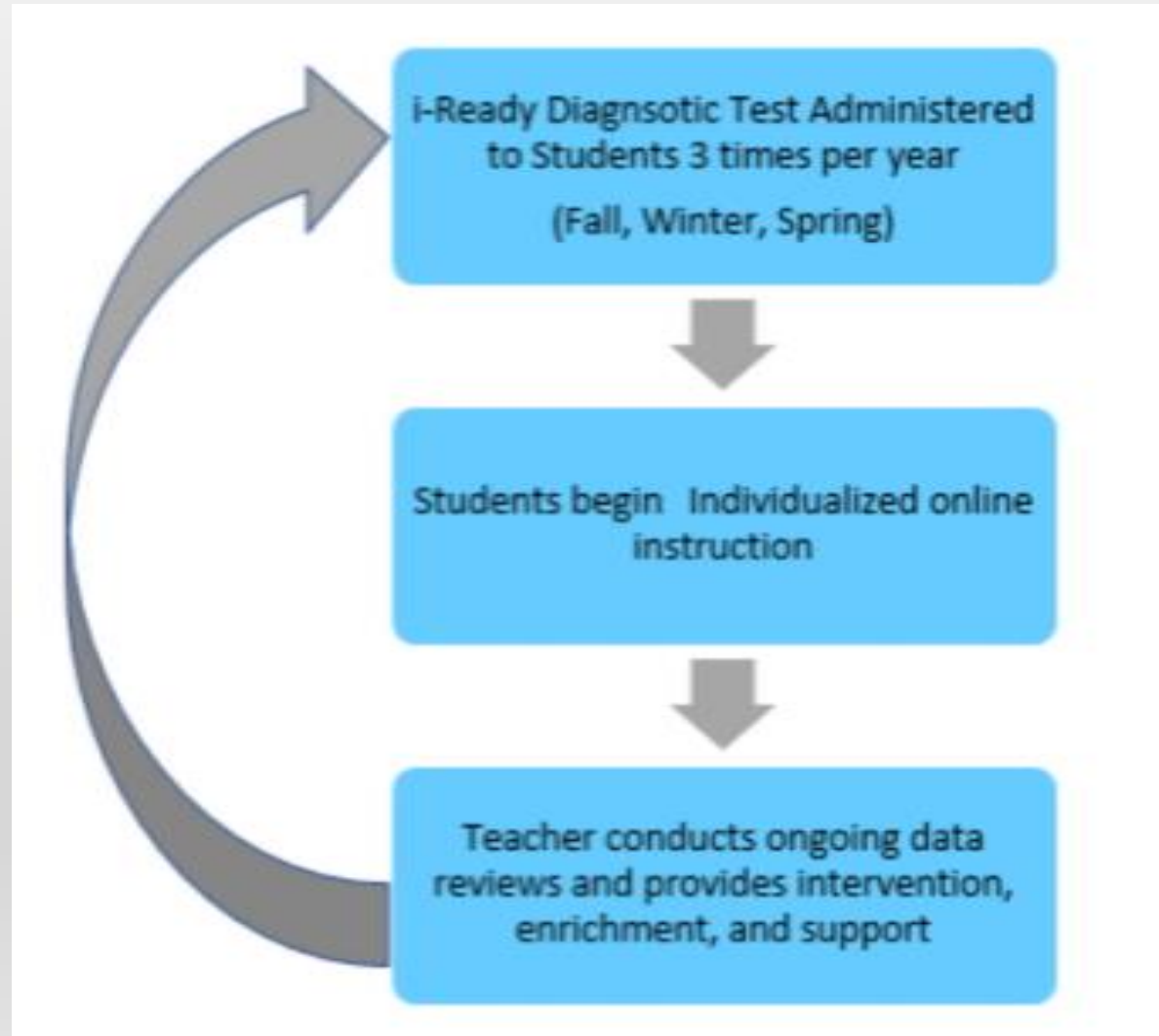


# What *IS* an adaptive diagnostic assessment?



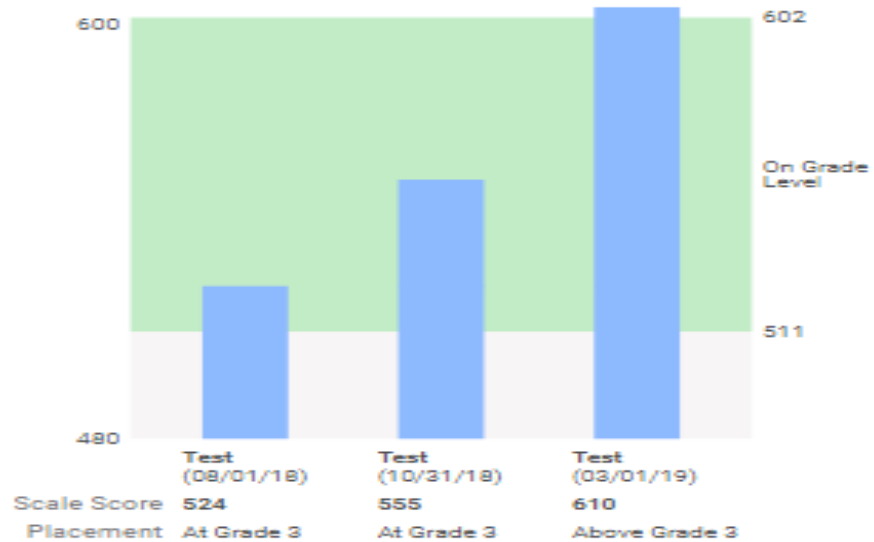
- The questions get harder or easier based on how the student answers. It does this until it finds the “just right” level.
- Once the “just right” learning level is determined, the students are given a series of lessons that are just right for them in reading and math!

# Teachers make the difference!



# What *IS* the i-Ready Parent Report?

Abby's Overall Reading Performance



Domain	Test (08/01/18)	Test (03/01/19)
Overall	At Grade 3	Above Grade 3
Phonological Awareness*	At Grade 3	Above Grade 3
Phonics*	At Grade 3	Above Grade 3
High-Frequency Words*	At Grade 3	Above Grade 3
Vocabulary	At Grade 3	Above Grade 3
Comprehension: Literature	At Grade 3	Above Grade 3
Comprehension: Informational Text	At Grade 3	Above Grade 3

\*Foundational Domains

## Understanding Key Terms

**Scale Scores** provide a single, consistent way to measure growth across grade levels and domains. You can use a scale score to compare a student's growth on different administrations of *i-Ready Diagnostic and Instruction*.

**Placement Levels** are used to guide instruction in the classroom. Placement levels are based on Abby's level of performance overall and on each subtest, and they describe the optimum instruction level. The four possible placement levels are:

- Above Grade Level
- At Grade Level
- Approaching Grade Level

**Foundational Domains** are not assessed for all grade levels. These subtests are given depending on your child's scores in other domains. "Tested Out" means that your child did not need to take a particular subtest. "Max Score" means that your child took the subtest and achieved a high score.



# What *IS* the i-Ready Parent Report?

- This report tells you the score your child received on the diagnostic test. It also tells you if the score is approaching grade level, on grade level, or above grade level.
- It also describes each “domain,” or area of learning, that the student was tested in, along with the placement level in each domain.
- After each diagnostic test, the Parent Report is updated. You can compare the scores from test to test.
- If you have any questions about the Parent Report, please contact your child’s teacher.





# Using i-Ready at Home!

- A handout that provides step by step instructions on how to log in at home can be found on the School District webpage on the *Federal Programs* department tab or you can ask your child's classroom teacher. It looks like this:



## Accessing i-Ready From Home


Students can access i-Ready lessons from home. Please see detailed directions below to access this learning program from a home computer.

*All of these directions will also work on other outside computers, such as the library, Boys' and Girls' Club, etc.*

**\*\*Please note very important:** This program needs **GOOGLE CHROME** to be the network browser.

1. First, go to the district's website at [www.indianriverschools.org](http://www.indianriverschools.org)
2. Next, find the **PARENTS-STUDENTS** link at the top of the page.
3. Once you click on that link, find **CLASSLINK** and click on it.

# Using i-Ready at Home!

- Every student can use i-Ready at home, at the library, and at afterschool “clubs”.
- Important Tips:
  1. Always use GOOGLE CHROME as the browser.
  2. Go to the School District website at: [www.indianriverschools.org](http://www.indianriverschools.org)
  3. Click on Parent and Students
  4. Click on Classlink
  5. Click on the bell at the top of the page.  Follow the directions to log in. The students use the same username and password that they do at school.



# Using i-Ready at Home!

- Once your child is logged in at home, they can complete lessons on their “just right” level. It is best if the students complete the lessons on their own so that the teacher knows if they really understood the lesson.
- You can see the results from the last few lessons your child has completed by clicking on “My Progress.”



# FAMILY ENGAGEMENT MATTERS!



**WE APPRECIATE YOUR SUPPORT!!!**





## Learning More About i-Ready...

- To learn even MORE about the i-Ready program, there are several resources that can provide you with more information. Visit these websites or ask for more information at your child's school.
1. Go to [www.indianriverschools.org](http://www.indianriverschools.org) and click on DEPARTMENTS and then FEDERAL PROGRAMS. At the bottom of the page, you will see a link for i-Ready.
  2. Go to [www.i-ready.com/familycenter](http://www.i-ready.com/familycenter) This site was designed by i-Ready to answer your frequently asked questions.
  3. Go to [www.i-ready.com/tour](http://www.i-ready.com/tour) to learn more about the entire program.

