

Amendment #8 – General Fund

April 1 – April 30, 2023

Board Approved June 1, 2023



AMENDMENT TO DISTRICT SCHOOL BUDGET FY 2022-2023

Amendment #8 - April 1 - April 30, 2023

General Fund

ESTIMATED REVENUE					
	Revenue Code	Beginning Budget	Increase	Decrease	Revised Budget
Federal Direct Sources	3100	\$ 125,000.00	\$ -	\$ -	\$ 125,000.00
Federal Through State Sources	3200	1,369,400.00	0.00	0.00	1,369,400.00
State Sources	3300	43,858,254.00	250,567.00	0.00	44,108,821.00
Local Sources	3400	115,738,106.39	7,600.20	0.00	115,745,706.59
Transfers	3600	6,996,478.95	16,502.83	0.00	7,012,981.78
Other Financing Sources	3700	25,000.00	0.00	0.00	25,000.00
Fund Equity	2700	18,490,597.67	0.00	0.00	18,490,597.67
Totals		\$ 186,602,837.01	\$ 274,670.03	\$ -	\$ 186,877,507.04

APPROPRIATIONS					
	Function	Beginning Budget	Increase	Decrease	Revised Budget
Instructional Services	5000	\$ 110,563,398.07	\$ 265,703.57	\$ -	\$ 110,829,101.64
Pupil Personnel Services	6100	3,795,707.92	2,580.07	0.00	3,798,287.99
Instructional Media Services	6200	2,330,273.87	0.00	421.34	2,329,852.53
Instructional Curriculum Development	6300	5,403,049.63	0.00	300.00	5,402,749.63
Instructional Staff Training	6400	2,867,325.72	0.00	2,271.90	2,865,053.82
Instructional Related Technology	6500	850,611.11	957.99	0.00	851,569.10
Board of Education	7100	1,020,463.98	0.00	1,504.00	1,018,959.98
General Administration	7200	1,085,957.78	508.75	0.00	1,086,466.53
School Administration	7300	10,789,330.01	943.38	0.00	10,790,273.39
Facilities Acquisition and Construction	7400	2,482,093.89	200.00	0.00	2,482,293.89
Fiscal Services	7500	1,635,859.35	0.00	0.00	1,635,859.35
Food Services	7600	47,742.82	0.00	0.00	47,742.82
Central Services	7700	3,170,573.65	4,520.90	0.00	3,175,094.55
Transportation Services	7800	6,152,378.58	6,751.57	0.00	6,159,130.15
Operation Services	7900	18,378,637.73	0.00	177.58	18,378,460.15
Maintenance Services	8100	4,036,645.16	0.00	1,243.39	4,035,401.77
Administrative Technology Services	8200	3,752,189.34	0.00	1,577.99	3,750,611.35
Community Services	9100	1,055.59	0.00	0.00	1,055.59
Debt Services	9200	118,759.17	0.00	0.00	118,759.17
Non Spendable Fund Balance		325,980.93	0.00	0.00	325,980.93
Budgeted Fund Balance		7,794,802.71	0.00	0.00	7,794,802.71
Totals		\$ 186,602,837.01	\$ 282,166.23	\$ 7,496.20	\$ 186,877,507.04

Net Adjustment \$ 274,670.03

Fund Balance as a percentage of Revenue 5.00%

Adopted By Board:



District Superintendent's Signature

AMENDMENT TO DISTRICT SCHOOL BUDGET FY 2022-2023
Amendment #8 April 1 - April 30, 2023
General Fund

ESTIMATED REVENUES

Changes in the Estimated Revenues Budget are reflected as follows:

Object Code 3300 - State Sources:	
\$ 329,540.00	- Increase revenue budget for 4th FEFP Calculation Additional FTE to Base Student Allocation
1,529.00	- Increase revenue budget for 4th FEFP Calculation Reading Allocation
563.00	- Increase revenue budget for 4th FEFP Calculation Mental Health
1,572.00	- Increase revenue budget for 4th FEFP Calculation Safe Schools
11,839.00	- Increase revenue budget for 4th FEFP Calculation Instructional Materials
680.00	- Increase revenue budget for 4th FEFP Calculation Media Materials
185.00	- Increase revenue budget for 4th FEFP Calculation Science Materials
(121,631.00)	- Decrease revenue budget for 4th Calculation for Family Empowerment Scholarship
11,290.00	- Increase revenue budget approved Linking Industry to Nursing Education (LINE) Fund Grant TCTC
15,000.00	- Increase estimated revenue budget for Civics Seal of Excellence Stipend from Florida Department of Education.
<u>\$ 250,567.00</u>	Net Change
Object Code 3400 - Local Sources:	
\$ 2,123.00	- Dr. Posca, Board Member, March Salary Revenue budget for donation(s).
1,326.87	- Payroll reimbursement from Vero Beach High School internal accounts.
2,104.91	- Payroll reimbursement from Sebastian River High School internal accounts.
1,243.42	- Payroll reimbursement from Beachland Elementary internal accounts.
1,050.00	- Increase estimated revenue budget for actual collections Facility Use Agreements Storm Grove Middle
1,875.00	- Increase estimated revenue budget for actual collections Facility Use Agreements Oslo Middle School
<u>\$ 9,723.20</u>	Net Change
Object Code 3600 - Transfers:	
<u>\$ 16,502.83</u>	- Increase for Charter School Pro rata share of School Hardening Grant
<u>\$ 276,793.03</u>	Net Increase in revenue budget.

APPROPRIATIONS

Changes in the Appropriations budget are reflected as follows:

\$ 1,326.87	- Payroll reimbursement from Vero Beach High School internal accounts.
2,104.91	- Payroll reimbursement from Sebastian River High School internal accounts.
1,243.42	- Payroll reimbursement from Beachland Elementary internal accounts.
1,050.00	- Increase appropriation budget for Storm Grove Middle Rental funds received to date.
1,875.00	- Increase appropriation budget for Vero Beach High School Rental funds received to date.
2,123.00	- Increase Dr. Posca, Board Member, March Salary Appropriation budget for donation(s).
11,290.00	- TCTC Linking Industry to Nursing Education (LINE) Fund Grant.
15,000.00	- Increase appropriation budget for Civics Seal of Excellence Stipend from Florida Department of Education.
16,502.83	- Increase appropriations budget for Facilities Education Security Grant for Charter Schools Pro Rata share
329,540.00	- Increase appropriations budget for increase in FTE for Base Student Allocation - 4th FEFP Calculation
1,529.00	- Increase appropriations budget for Reading Categorical Funding - 4th FEFP Calculation
1,572.00	- Increase appropriations budget for Safe Schools Allocation - 4th FEFP Calculation
563.00	- Increase appropriations budget for Mental Health Allocation - 4th FEFP Calculation
11,839.00	- Increase appropriations budget for Instructional Materials Allocation - 4th FEFP Calculation
680.00	- Increase appropriations budget for Media Materials Allocation - 4th FEFP Calculation
185.00	- Increase appropriations budget for Science Materials Allocation - 4th FEFP Calculation
(121,631.00)	- Reduce appropriations budget for 4th FEFP Calculations adjustments for Family Empowerment Scholarships.
<u>\$ 276,793.03</u>	Net Decrease in appropriations budget.

Other changes within function are miscellaneous adjustments by schools and departments for clearing negatives accounts or aligning with the appropriate functions.

BUDGETED FUND BALANCE:

\$ -	- No change to Budgeted Fund Balance.
------	---------------------------------------

Amendment #8 – Debt Service Fund



AMENDMENT TO DISTRICT SCHOOL BUDGET FY 2022-2023

Amendment #8 - April 1 - April 30, 2023


Debt Service Fund

ESTIMATED REVENUE					
	Revenue Code	Present Budget	Increase	Decrease	Revised Budget
Federal Interest Subsidy	3199	\$ 1,436,319.14	\$ -	\$ -	\$ 1,436,319.14
SBE/COBI Bond Reserve	3322/3326	554,040.00	-	-	554,040.00
Interest on Investments	3431	120,020.00	-	-	120,020.00
Transfer from Capital Projects	3630	12,358,248.29	-	-	12,358,248.29
Beginning Fund Balance	2725	15,516,471.65	-	-	15,516,471.65
Totals		\$ 29,985,099.08	\$ -	\$ -	\$ 29,985,099.08

APPROPRIATIONS					
	Function/Object	Present Budget	Increase	Decrease	Revised Budget
Redemption of Principal	9200-710	\$ 9,288,122.20	\$ -	\$ -	\$ 9,288,122.20
Interest Expense	9200-720	3,881,884.85	-	-	3,881,884.85
Dues & Fees	9200-730	11,250.00	-	-	11,250.00
Budgeted Fund Balance	9700-970	16,803,842.03	-	-	16,803,842.03
Totals		\$ 29,985,099.08	\$ -	\$ -	\$ 29,985,099.08

Adopted By Board:

6/12/2023



District Superintendent's Signature

AMENDMENT TO DISTRICT SCHOOL BUDGET FY 2022-2023
Amendment #8 - April 1 - April 30, 2023
Debt Service Fund

ESTIMATED REVENUES

Total estimated revenues remained the same for the period.

\$ - **No Change in Estimated Revenue**

APPROPRIATIONS

Total estimated appropriations remained the same for the period.

\$ - **No Change in Appropriations**

BUDGETED FUND BALANCE

Budgeted Fund Balance remained the same.

\$ - **No Change in Fund Balance**

Amendment #8 – Capital Fund



AMENDMENT TO DISTRICT SCHOOL BUDGET FY 2022-2023


Amendment #8 - April 1 - April 30, 2023

Capital Fund

ESTIMATED REVENUE					
	Revenue	Present Budget	Increase	Decrease	Revised Budget
Other Federal Direct	3199	\$ 1,215,690.25	\$ -	\$ -	\$ 1,215,690.25
CO & DS Distributed	3321	110,013.00	-	-	110,013.00
Charter School Capital Outlay	3397	1,348,979.00	-	-	1,348,979.00
Miscellaneous State Source	3399	409,803.00	-	-	409,803.00
Local Capital Improvement Tax	3413	37,164,843.68	140.25	-	37,164,983.93
Interest on Investments	3431	744,304.17	152,250.71	-	896,554.88
Other Miscellaneous Local Sources	3495	4,089.95	-	-	4,089.95
Impact Fees	3496	1,300,000.00	-	-	1,300,000.00
Refund-Prior Year Expense	3497	150.00	-	-	150.00
Fund Equity	2700	21,776,040.06	-	-	21,776,040.06
Totals		\$ 64,073,913.11	\$ 152,390.96	\$ -	\$ 64,226,304.07

APPROPRIATIONS					
	Function/Object	Present Budget	Increase	Decrease	Revised Budget
Buildings & Fixed Equipment	7400 - 630	\$ 10,159,903.44	\$ 23,728.32	\$ -	\$ 10,183,631.76
Furniture / Fixtures / Equipment	7400 - 640	5,336,398.58	-	34,299.40	5,302,099.18
Motor Vehicles	7400 - 650	2,514,937.52	-	-	2,514,937.52
Improvements Other Than Bldgs.	7400 - 670	4,512,292.44	-	3,926.56	4,508,365.88
Remodeling & Renovations	7400 - 680	18,192,721.03	166,459.00	-	18,359,180.03
Computer Software	7400 - 690	713,962.73	-	16,180.60	697,782.13
Transfer to General Fund	9700 - 910	6,871,407.64	16,502.83	-	6,887,910.47
Transfer to Debt Service Fund	9700 - 920	12,358,248.29	-	-	12,358,248.29
Budgeted Fund Balance	2700	3,414,041.44	107.37	-	3,414,148.81
Totals		\$ 64,073,913.11	\$ 206,797.52	\$ 54,406.56	\$ 64,226,304.07

Net Adjustment \$ 152,390.96

Adopted By Board: 9/12/2023

 District Superintendent's Signature

AMENDMENT TO DISTRICT SCHOOL BUDGET FY 2022-2023

Amendment #8 - April 1 - April 30, 2023

Capital Fund

ESTIMATED REVENUES

Changes in the Estimated Revenues budget are reflected as follows:

- \$ 140.25 - Increase estimated revenue budget for Local Capital Improvement Tax based on actual revenue received for prior year.
- 152,250.71 - Increase estimated revenue budget for Interest Collections based on actual interest received.

\$ 152,390.96 Total Increase in Capital Estimated Revenue

FUND EQUITY

\$ - No Change in Capital Fund Equity

APPROPRIATIONS

Changes in the Appropriations budget are reflected as follows:

- \$ 23,728.32 - Increase appropriations budget for Buildings & Fixed Equipment due to increase in actual Impact Fees revenue received.
- (34,299.40) - Decrease to appropriations budget for Furniture, Fixtures, & Equipment due to re-classing of object codes within projects during this period.
- (3,926.56) - Decrease to appropriations budget for Improvement Other than Building due to re-classing of object codes within projects during this period.
- 166,459.00 - Increase to appropriations budget for Remodeling & Renovations projects due to re-classing of object codes within projects during this period and increased revenues received.
- (16,180.60) - Decrease to appropriations budget for Computer Software due to re-classing of object codes within projects during this period.
- 16,502.83 - Increase appropriations budget for Transfer to General Fund due to Charter School Capital Outlay (PECO) DOE Recalculation.

\$ 152,283.59 Total Increase in Capital Budget Appropriations

BUDGETED FUND BALANCE

Changes in Fund Balance are reflected as follows:

- \$ 107.37 - Increase in Fund Balance - True-up of accounts surplus transferred to fund balance.

\$ 107.37 Total Change in Fund Balance

Amendment #8 – Food Service Fund



AMENDMENT TO SCHOOL DISTRICT BUDGET FY 2022-2023

Amendment #8 - April 1 - April 30, 2023


Food Nutrition Fund

ESTIMATED REVENUE					
	Revenue Code	Beginning Budget	Increase	Decrease	Revised Budget
National School Lunch Act	3260	\$ 5,634,942.00	\$ -	\$ -	\$ 5,634,942.00
USDA Donated Commodities	3265	700,000.00	-	-	700,000.00
Summer Food Service Program	3267	457,000.00	-	-	457,000.00
Fresh Fruit and Vegetables Program	3268	59,800.00	-	-	59,800.00
Other Federal thru State	3269	663,111.66	147,974.54	-	811,086.20
Food Service Supplement	3300	98,306.00	-	-	98,306.00
Interest on Investments	3431	20,000.00	-	-	20,000.00
Food Service Sales	3450	2,611,265.00	-	-	2,611,265.00
Other Miscellaneous Local	3495	6,932.11	4,272.94	-	11,205.05
Refunds-Prior Year Expense	3497	0.00	-	-	0.00
Reserve for Inventory	2730	101,287.82	-	-	101,287.82
Fund Equity	2700	681,601.29	-	-	681,601.29
Totals		\$ 11,034,245.88	\$ 152,247.48	\$ -	\$ 11,186,493.36

APPROPRIATIONS					
	Function/Object	Beginning Budget	Increase	Decrease	Revised Budget
Salaries	7600 - 100	\$ 3,408,630.46	\$ -	\$ -	\$ 3,408,630.46
Employee Benefits	7600 - 200	1,461,458.61	-	-	1,461,458.61
Purchased Services	7600 - 300	138,177.99	40,871.24	-	179,049.23
Energy Services	7600 - 400	335,650.00	747.50	-	336,397.50
Materials and Supplies	7600 - 500	4,581,979.78	77,507.45	-	4,659,487.23
Capital Outlay	7600 - 600	132,837.84	-	1,000.00	131,837.84
Other Expenses	7600 - 700	212,870.59	34,111.29	-	246,981.88
Non Spendable Fund Balance		101,287.82	-	-	101,287.82
Budgeted Fund Balance		661,352.79	-	-	661,362.79
Totals		\$ 11,034,245.88	\$ 153,237.48	\$ 1,000.00	\$ 11,186,493.36

Net Adjustment 0.00

Adopted By Board: 6/12/2023



District Superintendent's Signature

AMENDMENT TO SCHOOL DISTRICT BUDGET FY 2022-2023

Amendment #8 - April 1 - April 30, 2023

Food Nutrition Fund

Estimated Revenues

Changes in the Revenues Budget are reflected as follows:

Object Code 3269 - Other Federal thru State:

\$ 147,974.54 Increase in Other Federal thru State is due to Supply Chain Assistance Grant

Object Code 3495 - Other Misc. Local Source:

\$ 4,272.94 Increase in Other Federal thru State is due to Rebates and P-card Rebates

\$ 152,247.48 **Net Change in Revenue**

Appropriations

Changes in the Appropriations Budget are reflected as follows:

Object Code 3XXX- Purchased Services

\$ 40,871.24 Increase in appropriations for Purchases Services is due an increase maintenance and repairs

Object Code 4XXX - Energy Services

\$ 747.50 Increase in Energy Services Budget due to reallocation for supplies

Object Code 5XXX - Materials and Supplies

\$ 77,507.45 Increase in Material and Supplies is due to Supply Chain Assistant Grant reallocation.

Object Code 6XXX - Capital Outlay

\$ (1,000.00) Decrease from Capital Outlay Budget due to reallocation to purchase supplies.

Object Code 7XXX - Other expenses

\$ 34,111.29 Increase in Other Expenses is due to funds reallocated to clear negatives.

\$ 152,237.48 **Net Change in Expenditures**

BUDGETED FUND BALANCE:

\$ - Total change to Budgeted Fund Balance

Amendment #8 – Special Revenue Fund



AMENDMENT TO DISTRICT SCHOOL BUDGET FY 2022-2023


Amendment #7 - April 1 - April 30, 2023

Special Revenue Fund - Other

ESTIMATED REVENUE					
	Revenue Code	Present Budget	Increase	Decrease	Revised Budget
Vocational Education Acts	3201	\$ 500,181.10	\$ -	\$ -	\$ 500,181.10
Workforce Innovation & Opportunity Act	3221	288,168.05	-	-	288,168.05
Teacher/Principal Train/Recruit (Title II)	3225	626,683.21	104,243.69	-	730,926.90
Individuals with Disabilities Education Act (IDEA)	3230	6,649,467.85	36,404.41	-	6,685,872.26
Elementary & Secondary Education Act (Title I & Title IV)	3240	5,738,223.48	593,717.08	-	6,331,940.56
Language Instruction - Title III	3241	37,770.00	-	-	37,770.00
21st Century Schools	3242	10,815.02	-	-	10,815.02
CARES, Elementary/Secondary Emergency Relief Fund - K12	3271	27,360,940.61	-	-	27,360,940.61
CARES, Emergency Relief Fund - Workforce	3272	281,510.00	-	-	281,510.00
Federal Through Local	3280	35,059.00	-	-	35,059.00
Emergency Immigrant Education Program (Title III)	3293	211,776.00	16,423.90	-	228,199.90
Federal Through State	3299	104,803.26	-	-	104,803.26
Fund Balance	2760	168,409.00	-	-	168,409.00
Totals		\$ 42,013,806.58	\$ 750,789.08	\$ -	\$ 42,764,595.66

APPROPRIATIONS					
	Function	Present Budget	Increase	Decrease	Revised Budget
Instructional Services	5000	\$ 27,595,138.75	\$ 578,598.92	\$ -	28,173,737.67
Pupil Personnel Services	6100	7,810,222.86	17,858.78	-	7,828,081.64
Instructional & Media Services	6200	-	-	-	-
Instructional & Curriculum Development	6300	2,351,514.76	-	7,892.25	2,343,622.51
Instructional Staff Training	6400	1,934,166.11	125,081.33	-	2,059,247.44
Instructional Related Technology	6500	-	-	-	-
Board	7100	-	-	-	-
General Administration	7200	1,567,438.30	16,762.06	-	1,584,200.36
School Administration	7300	84,755.62	-	0.01	84,755.61
Facilities Acquisition and Construction	7400	-	-	-	-
Fiscal Services	7500	-	-	-	-
Food Services	7600	39,221.70	-	-	39,221.70
Central Services	7700	-	-	-	-
Transportation Services	7800	517,485.54	20,380.25	-	537,865.79
Operation of Plant	7900	-	-	-	-
Maintenance of Plant	8100	-	-	-	-
Administrative Technology Services	8200	28,004.94	-	-	28,004.94
Community Services	9100	85,858.00	-	-	85,858.00
Totals		\$ 42,013,806.58	\$ 758,681.34	\$ 7,892.26	\$ 42,764,595.66

Net Adjustment \$ 750,789.08

Adopted By Board: 6/12/2023

 District Superintendent's Signature

AMENDMENT TO DISTRICT SCHOOL BUDGET FY 2022-2023

Amendment #7 - April 1 - April 30, 2023

Special Revenue Fund - Other

REVENUES:

Revenue Code 3225 - Teacher/Principal Train/Recruit (Title II)

\$ 104,243.69 Title II - FY 22-23 grant reduced to actual after close.

Revenue Code 3230 - Individuals with Disabilities Act (IDEA)

\$ 36,404.41 IDEA K-12 FY22-23 grant reduced to actual

Revenue Code 3240 - Elementary and Secondary Education Act -Title I

\$ 593,717.08 Title I School Improvement Targeting Recidivism - Budget reduced to actual -

Revenue Code 3293 -Emergency Immigrant Education Program - Title III

\$ 16,423.90 Title III ELL - budget reduced to actual

\$ 750,789.08 Change in Revenue Budget

APPROPRIATIONS:

Appropriation changes reflect the amendment to functions for the grants amended to the estimated revenue and for function shifts to cover grant expenditures through March 30, 2023. Changes in the Appropriation Budget are reflected as follows:

Function Code 5000 Instructional Services

\$ 578,598.92 Increase in appropriations for Instructional Services due to Title I

Function Code 6130 Pupil Personnel Services

17,858.78 Increase in appropriations for Pupil Personnel Services due to summer salary & benefits .

Function Code 6300 Instructional & Curriculum Development

(7,892.25) Decrease in appropriations for Instructional & Curriculum Development due to Title I Amendment.

Function Code 6400 Instructional Staff Training

125,081.33 Increase in appropriations for Instructional Staff Training due to Title DOE roll forward

Function Code 7200 General Administration

16,762.06 Increase in appropriation for General Administration due to DOE Roll forward.

Function Code 7300 School Administration

(0.01) Decrease in appropriation for School Administration due summer school budget correction.

Function Code 7800 Transportation Services

20,380.25 Increase in appropriation for Transportation Services due to 2022-23 summer school


\$ 750,789.08 Change in Appropriation Budget.

Amendment #8 – Insurance Fund



FLORIDA DEPARTMENT OF EDUCATION
 FINANCIAL MANAGEMENT SECTION
 AMENDMENT TO DISTRICT SCHOOL BUDGET FY - 2022-2023
 Amendment #8 - April 1 - April 30, 2023
 Internal Service Fund - Employee Benefit Insurance Trust

ESTIMATED REVENUE					
	Revenue Code	Present Budget	Increase	Decrease	Revised Budget
Premium Revenue	3483-3487	\$ 22,632,873.00	\$ 39,310.39	\$ -	\$ 22,672,183.39
Other Operating Revenue	3488, 3489, 3743, 3199	3,010,850.00			3,010,850.00
Interest on Investments	3431	222,192.38			222,192.38
Other Misc Local Sources	3495	75,000.00			75,000.00
Reinsurance Recovery	3742	65,750.00			65,750.00
Fund Balance		6,632,482.00			6,632,482.00
Totals		\$ 32,639,147.38	\$ 39,310.39	\$ -	\$ 32,678,457.77
APPROPRIATIONS					
	Object	Present Budget	Increase	Decrease	Revised Budget
Salaries	10xx	\$ 184,962.25	\$ -	\$ 33,853.45	\$ 151,108.80
Employee Benefits	21xx/22xx/23xx/24xx	56,168.00			56,168.00
Purchased Services	3xxx	1,594,297.63			1,594,297.63
Energy Services	43xx	4,750.00			4,750.00
Materials & Supplies	51xx	42,180.45			42,180.45
Capital Outlay	64xx	12,212.37	35,853.45		48,065.82
Other - Claims, premium payments	7xxx& 23xx	24,978,913.30		2,000.00	24,976,913.30
Fund Balance		5,765,663.38	39,310.39		5,804,973.77
Totals		\$ 32,639,147.38	\$ 75,163.84	\$ 35,853.45	\$ 32,678,457.77

Adopted By Board: 6/12/2023

 District Superintendent's Signature

AMENDMENT TO DISTRICT SCHOOL BUDGET FY - 2022-2023

Amendment #8 - April 1 - April 30, 2023

Estimated Revenue

\$ 39,310.39	Increased interest Revenue.
\$ 39,310.39	Net Increase in Estimated Revenue

Appropriations

\$ (33,853.45)	Reallocated budget dollars to cover Capital outlay.
35,853.45	Established Capital Budget to be funded thru the Wellness Fund
(2,000.00)	Reallocated budget dollars to cover Capital outlay.
\$ -	Net Increase in Appropriations

Fund Balance

\$ 39,310.39	Increased interest Revenue.
\$ 39,310.39	Net Increase in Fund Balance

Amendment #8 – Enterprise Fund



AMENDMENT TO SCHOOL DISTRICT BUDGET FY 2022-2023

Amendment #8 - April 1 - April 30, 2023

Enterprise Funds - Extended Day

ESTIMATED REVENUE					
	Function	Beginning Budget	Increase	Decrease	Revised Budget
Interest on Investments	3431	\$ -	\$ -	\$ -	\$ -
Child Care Fees - Regular Year & Summe	3473/3474	1,564,590.53	-	-	1,564,590.53
Net Assets	2700	1,072,435.26	-	-	1,072,435.26
Totals		\$ 2,637,025.79	\$ -	\$ -	\$ 2,637,025.79

APPROPRIATIONS					
	Function/Object	Beginning Budget	Increase	Decrease	Revised Budget
Salaries	9100 - 100	\$ 1,194,099.67	\$ -	\$ -	\$ 1,194,099.67
Employee Benefits	9100 - 200	344,309.81	-	-	344,309.81
Purchased Services	9100 - 300	138,415.27	-	2,517.72	135,897.55
Materials and Supplies	9100 - 500	66,587.52	2,772.72	-	69,360.24
Capital Outlay	9100 - 600	69,317.72	-	255.00	69,062.72
Other Expenses	9100 - 700	306,951.16	-	-	306,951.16
Transfers to General Fund	9700 - 900	125,071.31	-	-	125,071.31
Budgeted Fund Balance		392,273.33	-	-	392,273.33
Totals		\$ 2,637,025.79	\$ 2,772.72	\$ 2,772.72	\$ 2,637,025.79

Adopted By Board:

6/12/2023

District Superintendent's Signature

AMENDMENT TO SCHOOL DISTRICT BUDGET FY 2022-2023
Amendment #8 - April 1 - April 30, 2023
Enterprise Funds - Extended Day

ESTIMATED REVENUES

Total estimated revenues remained the same.

APPROPRIATIONS

(2,517.72) Decrease appropriations budget in Purchased Services
2,772.72 Increase appropriations budget in Material and Supplies
(255.00) Decrease appropriations budget in Capital Outlay

\$ -

BUDGETED FUND BALANCE:

Changes in Fund Balance are reflected as follows:

- **Total Change in Fund Balance**