

SAC Meeting minutes

March 29, 2023

- Meeting began at 3:55 pm.
- Treasurer's report: \$3,886.30
- Caitlin Mumm made a motion to approve the minutes for the February 14th meeting. Ms. Bagley seconded the motion.
- School updates- presented Ms. Bagley

-School Climate Survey completion- 90% of students with consent, 79% of school staff

-District attendance challenge: consists of 3 teams, with PIE currently leading their team. School staff is currently in 8th place with 94.7% average attendance between December 19 and March 17.

-Superintendent's Spring iReady Challenge: 98.1% average typical growth in reading, 72.8% average typical growth in math

- Impact walk data- before Spring Break

	Percentage
Collaborative Planning	83%
Standards-Based Instruct. & Tasks	67%
Monitoring & Formative Assessment	33%
Differentiation	25%
Engagement & Participation	56%
Learning Environment	81%

Action Steps

Collaborative Planning	<ul style="list-style-type: none"> • Include High Yield Strategy in lesson plans.
SBI and Tasks	<ul style="list-style-type: none"> • Increase/monitor pace of lessons so students do not become disengaged. • During Collaborative Planning, plan for structure for groups to work together on specific tasks.
Monitoring and Formative Assessments	<ul style="list-style-type: none"> • Create visible monitoring by keeping a pen or marker in hand. It will help remember to give feedback. • Plan/implement ways for students to monitor their own learning. • Intentionally plan for a purposeful check. • Circulate during small groups with a marker to check for accuracy.
Engagement and Participation	<ul style="list-style-type: none"> • Allow students to work on assignments cooperatively. • Create accountable talk structures so all can have equal participation. • Turn & Talks being explicit in some spaces.
Learning Environment	<ul style="list-style-type: none"> • Use resources to accomplish full intent of learning goal. • Intentional planning for target outcome. • Use class procedure to be sure students are following along.

- Discipline Data

• ODR Date for last year and current year

	2021-2022 (08/21- 05/05/22)	2022-2023 (8/10 to 02/28/23)	
Total ODRs	52	19 (School) 23 (bus)	<u>121</u> Minor Infractions' as of 02/28/23
Students contributing	19	12 students (school) 11 students (bus)	<u>48</u> Number of students w/ minors as of 02/28/23
Students with 2+	6	7 (school) 5 (bus)	

-Upcoming Events

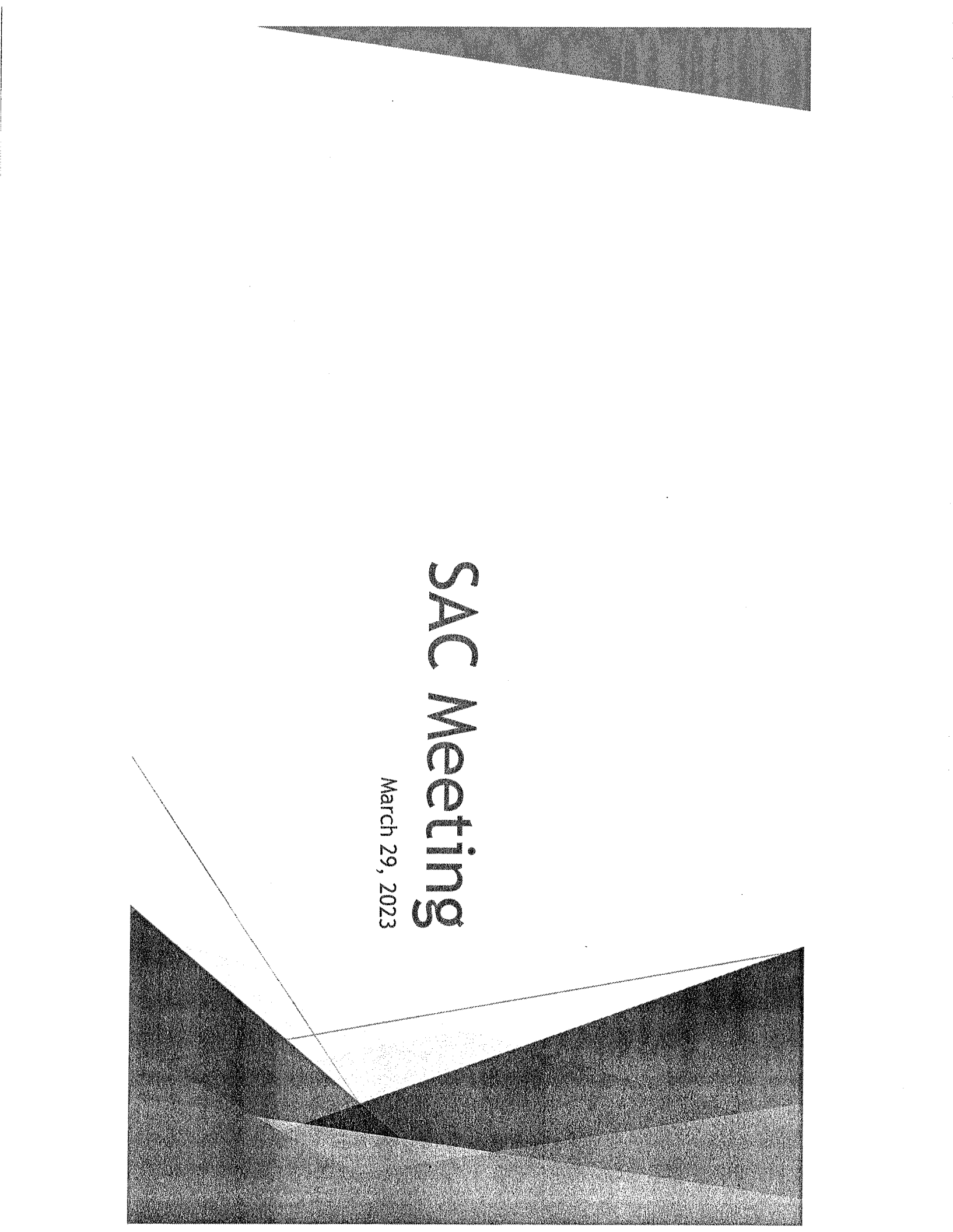
- 3/27 – Quarter 3 Report Cards due to Admin
- 3/28- ELA Mock FAST Test (3rd & 5th)
- 3/28- ELA Mock FAST Test (4th)
- 3/31 – Downtown Fridays – Mainstreet Vero Beach
- 4/3 – PBIS Meeting
- 4/4 – BEST Writing Field Test
- 4/6 – PBIS Celebration
- 4/6 – Math Mock FAST Test
- 4/7 – No School
- 4/11 – Science Mock SSA Test (Part 1)
- 4/12 – Science Mock SSA Test (Part 2)
- 4/13 – Kindergarten Roundup
- 4/14 – PTA Hat Day
- 4/14 – PIE & SES Science Competition @9:30 am in the Café
- 4/17 – District Casual for a Cause
- 4/19 - Moonshot Family And Community Engagement (FACES) Event @PIE (8:30am-10:10am)
- 4/21 – Earth Day Celebration (9:15 am – 3:15 pm)
- 4/22 – 5th Grade Saturday Science Camp
- 4/29 – 5th Grade Saturday Science Camp
- 4/26 – Testing Pep Rally for Students
- 4/26 – Domino's Spirit Night

-Ms. Halleran asked about the video for the Roosevelt presentation, the downtown Friday event, Earth Day schedule and a possible ribbon cutting for the nature trail.

- Next meeting: April 11th at 3:50

-meeting ended at 4:18pm

Minutes recorded and typed by Chantal Shaw



SAC Meeting

March 29, 2023

Attendance Challenge



Attendance Matters Every School Day Counts

Student Attendance

Team	2/22-3/4/0	3/4-3/31
Pelican Island Elementary Schi	92.3%	93.3%
Sebastian Elementary School	92.8%	91.8%
Citrus Elementary School	93.6%	91.5%
Vero Beach Elementary School	93.2%	90.6%
Glendale Elementary School	91.8%	89.5%
Storm Grove Middle School	91.1%	89.4%
Indian River Academy	91.2%	89.4%
Sebastian River Middle School	90.9%	89.1%
Dodgetown Elementary School	88.5%	88.8%

Team	2/22-3/4/0	3/4-3/31
Osceola Magnet School	94.9%	94.1%
Rosewood Magnet School	94.1%	93.7%
Treasure Coast Elementary Schi	93.7%	92.2%
Liberty Magnet School	94.4%	92.1%
Beachland Elementary School	93.5%	91.7%
Fellsmere Elementary School	92.9%	91.3%

Team	2/22-3/4/0	3/4-3/31
Oslo Middle School	88.6%	88.4%
Gifford Middle School	89.8%	87.4%
Sebastian River High School	89.8%	86.8%
Vero Beach High School	85.5%	86.2%
Wabasso School	89.0%	85.4%
IR Prep	65.5%	68.1%


Staff Attendance

School	10/3-12/15	12/16-3/10
IR Prep	95.7%	96.4%
Sebastian Elementary School	96.5%	96.0%
Rosewood Magnet School	95.5%	96.0%
Osceola Magnet School	95.4%	95.7%
Dodgetown Elementary School	95.2%	95.6%
Fellsmere Elementary School	96.2%	95.5%
Indian River Academy	95.3%	95.5%
Storm Grove Middle School	95.9%	94.7%
Pelican Island Elementary Schi	94.4%	94.7%
Citrus Elementary School	96.4%	94.7%
Oslo Middle School	95.9%	94.7%
Beachland Elementary School	96.9%	94.7%
Vero Beach High School	93.8%	94.7%
Liberty Magnet School	94.9%	94.6%
Sebastian River Middle School	94.9%	94.6%
Treasure Coast Elementary Schi	95.3%	94.6%
Sebastian River High School	94.5%	94.6%
Vero Beach Elementary School	95.3%	94.4%
Gifford Middle School	95.1%	94.4%
Wabasso School	95.2%	94.4%
	94.6%	93.8%


School	10/3-12/15	12/16-3/10
IR Prep	95.7%	96.4%
Sebastian Elementary School	96.5%	96.0%
Rosewood Magnet School	95.5%	96.0%
Osceola Magnet School	95.4%	95.7%
Dodgetown Elementary School	95.2%	95.6%
Fellsmere Elementary School	96.2%	95.5%
Indian River Academy	95.3%	95.5%
Storm Grove Middle School	95.9%	94.7%
Pelican Island Elementary Schi	94.4%	94.7%
Citrus Elementary School	96.4%	94.7%
Oslo Middle School	95.9%	94.7%
Beachland Elementary School	96.9%	94.7%
Vero Beach High School	93.8%	94.7%
Liberty Magnet School	94.9%	94.6%
Sebastian River Middle School	94.9%	94.6%
Treasure Coast Elementary Schi	95.3%	94.6%
Sebastian River High School	94.5%	94.6%
Vero Beach Elementary School	95.3%	94.4%
Gifford Middle School	95.1%	94.4%
Wabasso School	95.2%	94.4%
	94.6%	93.8%

Staff Attendance is updated each payroll period.

**Reigning Q2
Staff Attendance
Trophy Winner**




**Reigning Team 1
Student Attendance
Trophy Winner**



**Reigning Team 2
Student Attendance
Trophy Winner**



**Reigning Team 3
Student Attendance
Trophy Winner**



Student Attendance is updated daily from the previous day's attendance.

Please note: all attendance rates are rounded to the nearest tenth for display purposes ONLY. The sorting/ranking DOES take into account ALL digits.

Impact Walk Data

	Percentage
Collaborative Planning	83%
Standards-Based Instruct. & Tasks	67%
Monitoring & Formative Assessment	33%
Differentiation	25%
Engagement & Participation	56%
Learning Environment	81%

Action Steps

Collaborative Planning	<ul style="list-style-type: none"> • Include High Yield Strategy in lesson plans.
SBI and Tasks	<ul style="list-style-type: none"> • Increase/monitor pace of lessons so students do not become disengaged. • During Collaborative Planning, plan for structure for groups to work together on specific tasks.
Monitoring and Formative Assessments	<ul style="list-style-type: none"> • Create visible monitoring by keeping a pen or marker in hand. It will help remember to give feedback. • Plan/implement ways for students to monitor their own learning. • Intentionally plan for a purposeful check. • Circulate during small groups with a marker to check for accuracy.
Engagement and Participation	<ul style="list-style-type: none"> • Allow students to work on assignments cooperatively. • Create accountable talk structures so all can have equal participation. • Turn & Talks being explicit in some spaces.
Learning Environment	<ul style="list-style-type: none"> • Use resources to accomplish full intent of learning goal. • Intentional planning for target outcome. • Use class procedure to be sure students are following along.

Upcoming Events

- ▶ 3/27 - Quarter 3 Report Cards due to Admin
- ▶ 3/28- ELA Mock FAST Test (3rd & 5th)
- ▶ 3/28- ELA Mock FAST Test (4th)
- ▶ 3/31 - Downtown Fridays - Mainstreet Vero Beach
- ▶ 4/3 - PBIS Meeting
- ▶ 4/4 - BEST Writing Field Test
- ▶ 4/6 - PBIS Celebration
- ▶ 4/6 - Math Mock FAST Test
- ▶ 4/7 - No School
- ▶ 4/11 - Science Mock SSA Test (Part 1)
- ▶ 4/12 - Science Mock SSA Test (Part 2)
- ▶ 4/13 - Kindergarten Roundup
- ▶ 4/14 - PTA Hat Day
- ▶ 4/14 - PIE & SES Science Competition @9:30 am in the Café
- ▶ 4/17 - District Casual for a Cause
- ▶ 4/19 - Moonshot Family And Community Engagement (FACES) Event @PIE (8:30am-10:10am)
- ▶ 4/21 - Earth Day Celebration (9:15 am - 3:15 pm)
- ▶ 4/22 - 5th Grade Saturday Science Camp
- ▶ 4/29 - 5th Grade Saturday Science Camp
- ▶ 4/26 - Testing Pep Rally for Students
- ▶ 4/26 - Domino's Spirit Night